

Initial A™: Single use distal fibula sterile kits

Initial A™ - Fibula & Syndesmosis kits contents

Indications :

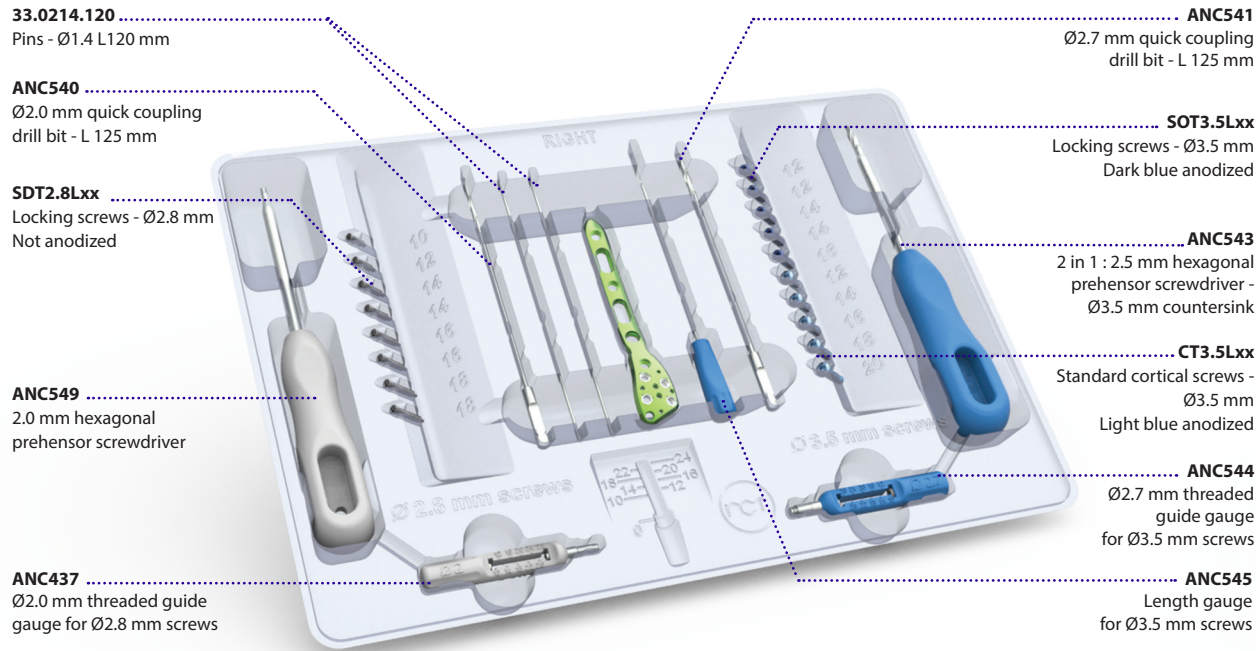
The implants of the Initial A™ are intended for the fixation of fractures, osteotomies and pseudarthroses of the distal fibula, and for syndesmotic repair in adults.

Initial A™ Fibula and Syndesmosis contra-indications:

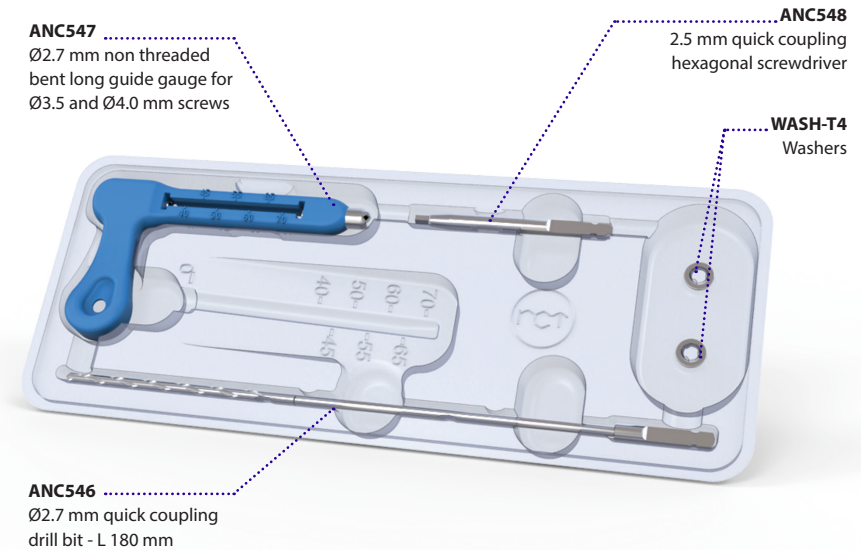
- Serious vascular deterioration, bone devitalization.
- Pregnancy.
- Acute or chronic, local or systemic infections.
- Lack of musculo-cutaneous cover, severe vascular deficiency touching the focus.
- Insufficient bone quality preventing a good fixation of the screws into the bone.
- Muscular deficit, neurological deficiency or behavioural disorders which could submit the osteosynthesis to abnormal mechanical strains.
- Foreign body sensitivity or allergy to one of the materials used.
- Patients with mental or neurological conditions who are unwilling or incapable of following post-operative care instructions.
- Patients with poor physical condition and/or mental instability.



> Initial A™ - Fibula kit



> Initial A™ - Syndesmosis kit



NEWCLIP-TECHNICS



Initial A™ - Fibula kits references



Lateral plates with polyaxial fixation
Standard
Size 1



Lateral plates with polyaxial fixation
Standard
Size 2



Lateral plates with polyaxial fixation
Standard
Size 3

KIT-AL1G or KIT-AL1D* Distal fibula kit - Standard - Left or right - Size 1

Ref.	Description	Qty
RTXLS1	Lateral plate for distal fibula - Standard - Size 1 (left or right)	1
SDT2.8L10	Locking screw - Ø2.8 mm - L 10 mm	1
SDT2.8L12	Locking screw - Ø2.8 mm - L 12 mm	1
SDT2.8L14	Locking screw - Ø2.8 mm - L 14 mm	2
SDT2.8L16	Locking screw - Ø2.8 mm - L 16 mm	2
SDT2.8L18	Locking screw - Ø2.8 mm - L 18 mm	2
SOT3.5L12	Locking screw - Ø3.5 mm - L 12 mm	1
SOT3.5L14	Locking screw - Ø3.5 mm - L 14 mm	2
SOT3.5L16	Locking screw - Ø3.5 mm - L 16 mm	1
CT3.5L12	Standard cortical screw - Ø3.5 mm - L 12 mm	1
CT3.5L14	Standard cortical screw - Ø3.5 mm - L 14 mm	1
CT3.5L18	Standard cortical screw - Ø3.5 mm - L 18 mm	1
CT3.5L20	Standard cortical screw - Ø3.5 mm - L 20 mm	1

KIT-AL2G or KIT-AL2D* Distal fibula kit - Standard - Left or right - Size 2

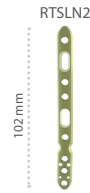
Ref.	Description	Qty
RTXLS2	Lateral plate for distal fibula - Standard - Size 2 (left or right)	1
SDT2.8L10	Locking screw - Ø2.8 mm - L 10 mm	1
SDT2.8L12	Locking screw - Ø2.8 mm - L 12 mm	1
SDT2.8L14	Locking screw - Ø2.8 mm - L 14 mm	2
SDT2.8L16	Locking screw - Ø2.8 mm - L 16 mm	2
SDT2.8L18	Locking screw - Ø2.8 mm - L 18 mm	2
SOT3.5L12	Locking screw - Ø3.5 mm - L 12 mm	2
SOT3.5L14	Locking screw - Ø3.5 mm - L 14 mm	2
SOT3.5L16	Locking screw - Ø3.5 mm - L 16 mm	1
CT3.5L12	Standard cortical screw - Ø3.5 mm - L 12 mm	1
CT3.5L14	Standard cortical screw - Ø3.5 mm - L 14 mm	1
CT3.5L16	Standard cortical screw - Ø3.5 mm - L 16 mm	1
CT3.5L18	Standard cortical screw - Ø3.5 mm - L 18 mm	1
CT3.5L20	Standard cortical screw - Ø3.5 mm - L 20 mm	1

KIT-AL3G or KIT-AL3D* Distal fibula kit - Standard - Left or right - Size 3

Ref.	Description	Qty
RTXLS3	Lateral plate for distal fibula - Standard - Size 3 (left or right)	1
SDT2.8L10	Locking screw - Ø2.8 mm - L 10 mm	1
SDT2.8L12	Locking screw - Ø2.8 mm - L 12 mm	1
SDT2.8L14	Locking screw - Ø2.8 mm - L 14 mm	2
SDT2.8L16	Locking screw - Ø2.8 mm - L 16 mm	2
SDT2.8L18	Locking screw - Ø2.8 mm - L 18 mm	2
SOT3.5L12	Locking screw - Ø3.5 mm - L 12 mm	3
SOT3.5L14	Locking screw - Ø3.5 mm - L 14 mm	3
SOT3.5L16	Locking screw - Ø3.5 mm - L 16 mm	1
CT3.5L12	Standard cortical screw - Ø3.5 mm - L 12 mm	1
CT3.5L14	Standard cortical screw - Ø3.5 mm - L 14 mm	2
CT3.5L16	Standard cortical screw - Ø3.5 mm - L 16 mm	1
CT3.5L18	Standard cortical screw - Ø3.5 mm - L 18 mm	1
CT3.5L20	Standard cortical screw - Ø3.5 mm - L 20 mm	1



Lateral plate with polyaxial fixation
Narrow
Size 1



Lateral plate with polyaxial fixation
Narrow
Size 2

KIT-AL1S Distal fibula kit - Narrow symmetrical - Size 1

Ref.	Description	Qty
RTSLN1	Lateral plate for distal fibula - Narrow symmetrical - Size 1	1
SDT2.8L12	Locking screw - Ø2.8 mm - L 12 mm	1
SDT2.8L14	Locking screw - Ø2.8 mm - L 14 mm	1
SDT2.8L16	Locking screw - Ø2.8 mm - L 16 mm	1
SDT2.8L18	Locking screw - Ø2.8 mm - L 18 mm	1
SOT3.5L12	Locking screw - Ø3.5 mm - L 12 mm	2
SOT3.5L14	Locking screw - Ø3.5 mm - L 14 mm	2
SOT3.5L16	Locking screw - Ø3.5 mm - L 16 mm	1
CT3.5L14	Standard cortical screw - Ø3.5 mm - L 14 mm	1
CT3.5L16	Standard cortical screw - Ø3.5 mm - L 16 mm	1
CT3.5L20	Standard cortical screw - Ø3.5 mm - L 20 mm	1

KIT-AL2S Distal fibula kit - Narrow symmetrical - Size 2

Ref.	Description	Qty
RTSLN2	Lateral plate for distal fibula - Narrow symmetrical - Size 2	1
SDT2.8L12	Locking screw - Ø2.8 mm - L 12 mm	1
SDT2.8L14	Locking screw - Ø2.8 mm - L 14 mm	1
SDT2.8L16	Locking screw - Ø2.8 mm - L 16 mm	1
SDT2.8L18	Locking screw - Ø2.8 mm - L 18 mm	1
SOT3.5L12	Locking screw - Ø3.5 mm - L 12 mm	2
SOT3.5L14	Locking screw - Ø3.5 mm - L 14 mm	2
SOT3.5L16	Locking screw - Ø3.5 mm - L 16 mm	2
CT3.5L12	Standard cortical screw - Ø3.5 mm - L 12 mm	1
CT3.5L14	Standard cortical screw - Ø3.5 mm - L 14 mm	1
CT3.5L16	Standard cortical screw - Ø3.5 mm - L 16 mm	1
CT3.5L20	Standard cortical screw - Ø3.5 mm - L 20 mm	1

Initial A™ - Syndesmosis kit references

INITIAL A™ - SYNDESMOSIS KIT

Ref.	Description
KIT-AMS	Syndesmosis kit



SYNDESMOSIS STERILE SCREW CADDY

Ref.	Description	Qty
CT3.5L40-ST	Standard cortical screw - Ø3.5 mm - L 40 mm - STERILE	2
CT3.5L45-ST	Standard cortical screw - Ø3.5 mm - L 45 mm - STERILE	3
CT3.5L50-ST	Standard cortical screw - Ø3.5 mm - L 50 mm - STERILE	3
CT3.5L55-ST	Standard cortical screw - Ø3.5 mm - L 55 mm - STERILE	3
CT3.5L60-ST	Standard cortical screw - Ø3.5 mm - L 60 mm - STERILE	2
CT3.5L65-ST	Standard cortical screw - Ø3.5 mm - L 65 mm - STERILE	2
QT4.0L40-ST	Lag screw - Ø4.0 mm - L 40 mm - STERILE	3
QT4.0L45-ST	Lag screw - Ø4.0 mm - L 45 mm - STERILE	3
QT4.0L50-ST	Lag screw - Ø4.0 mm - L 50 mm - STERILE	3
QT4.0L55-ST	Lag screw - Ø4.0 mm - L 55 mm - STERILE	3
QT4.0L60-ST	Lag screw - Ø4.0 mm - L 60 mm - STERILE	3
QT4.0L65-ST	Lag screw - Ø4.0 mm - L 65 mm - STERILE	3

* Each kit includes one plate (left or right)
NB : Additional sterile screws can be ordered separated.



NEWCLIP TECHNICS
PA de la Lande Saint Martin - 45 rue des Garotières
44115 Haute Goulaine (France)
Tél. : +33 (0)2 28 21 37 12 - Fax : +33 (0)2 40 63 68 37
commande@newcliptechnics.com - www.newcliptechnics.fr

NEWCLIP USA
642 Larkfield Center
Santa Rosa CA 95403, USA
Phone : +1 707 230 5078
customerservice@newclipusa.com - www.newclipusa.com

The information presented in this kit composition is intended to demonstrate Newclip Technics products. Always refer to the package insert, product label and/or user instructions before using any Newclip Technics product. Surgeons must always rely on their own clinical judgment when deciding which products and techniques to use with their patients. Products may not be available in all markets. Product availability is subject to the regulatory or medical practices that govern individual markets. Please contact your Newclip Technics representative if you have questions about the availability of Newclip Technics products in your area.